

Lighting

The house control console consists of a grandMA2 full-size with MAnet, grandMA2 full-size tracking backup console, a grandMA2 full-size side-stage remote console, and a designer's remote video station. The main console is located in the lighting booth at the rear of First Balcony, house centre and cannot be moved.

Operation of house light and stage work lights/running lights is through an ETC Paradigm architectural controller. Houselights can be operated from the lighting console, or the independent control stations.

Space for road lighting consoles is available in the house mix position, which is located at the rear center of the Main Floor seating. 160' [50m] snake minimum (225' [70m] or longer recommended) is required to reach from the DSR mousehole to the mix position. Main road power is located on the USR wall.

Dimmers:

1028 – 2.4K/20A CD80/CD80SV dimmers with C21 controls (dimmer per circuit)

20 – 6K/50A dimmers

38 – 2.4K/20A constant modules (LED house lights)

147 – 2.4K/20A non-dim circuits

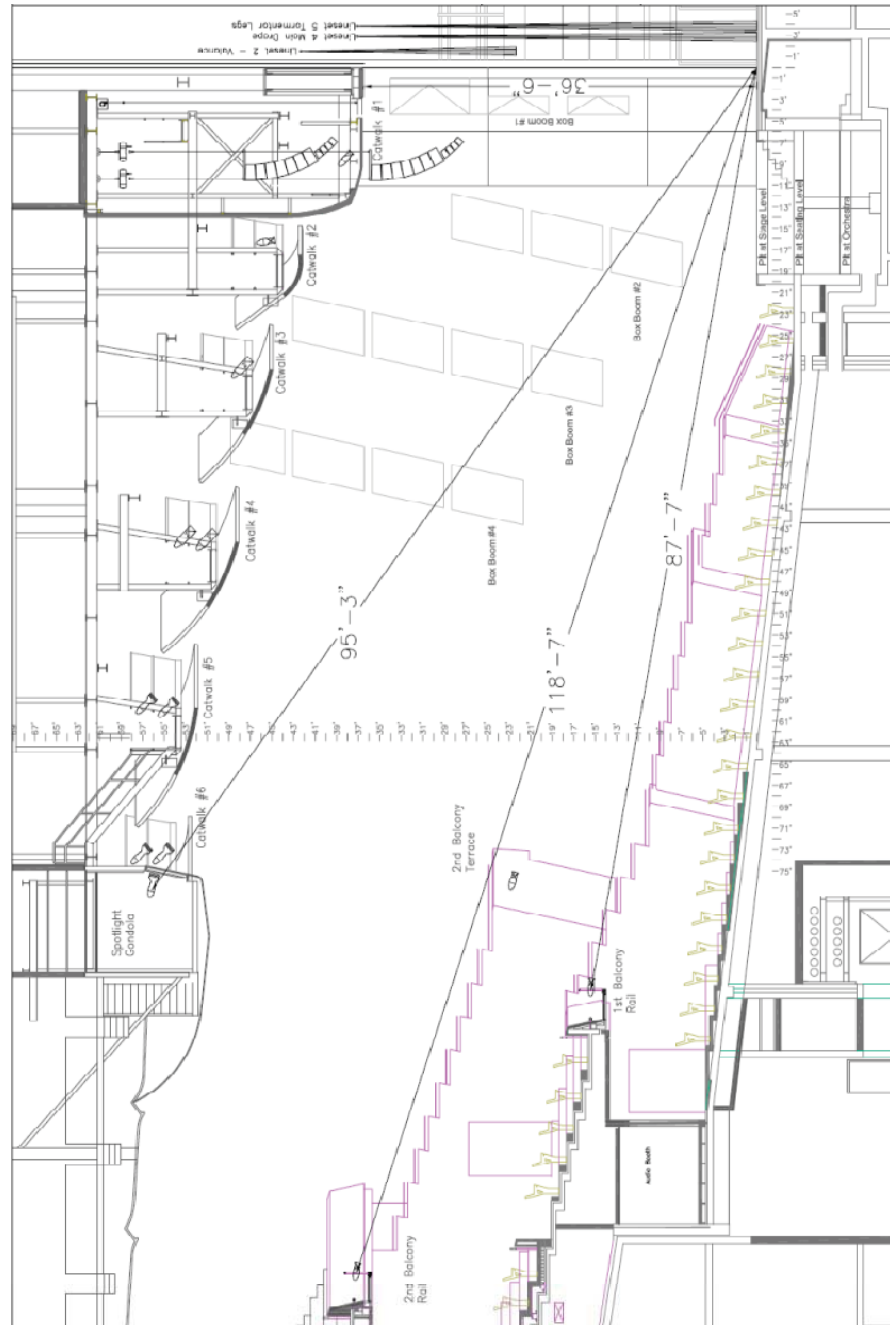
All 20A circuits utilize NEMA L5-20 twist lock connectors.

All 50A circuits utilize NEMA 5-50 straight pin connectors.

DMX routing capabilities is available from/to:

Rear Center Main Floor Seating, Main Floor Seating, Lighting Booth, Up Stage Left, Down Stage Left, Up Stage Right, Down Stage Right, Linesets #7, #9, #19, #30, #32 and #38; SR Side Bridge, SL Side Bridge, Dimmer Room, Spotlight Gondola, Catwalks, Projection Room, First Balcony Rail, Second Balcony Rail, Box Booms Level B and D, and Loading Dock/ Lighting Lockup.

The Venue, The Possibilities



House Hang

An extensive house lighting hang is included with the rental. House hang fixtures are available to the client for use and repurposing, but any alteration of the house hang must be restored before the end of the rental period. Any labour cost required for the restore is the responsibility of the lessee.

Front of House Lighting

Catwalk #1:

24 - 26 Degree ETC Source Four, 575 watt
24 - 20A dimmers

Catwalk #2:

24 - 19 Degree ETC Source Four, 575 watt
24 - 20A dimmers
2 - 20A non-dim

Catwalk #3:

Lower Rail: 24 - 14 Degree ETC Source Four, 750 watt
Upper Rail: 24 - 15/30 Degree Zoom ETC Source Four, 750 watt
48 - 20A dimmers
2 - 20A non-dim

Catwalk #4:

Lower Rail: 24 - 14 Degree ETC Source Four, 750 watt
Upper Rail: 24 - 14 Degree ETC Source Four, 750 watt
48 - 20A dimmers

Catwalk #5:

Lower Rail: 30 - 10 Degree ETC Source Four, 750 watt
- 12 with Sea Changer colour changers
Upper Rail: 30 - 10 Degree ETC Source Four (14 at 575 watt, 16 at 750 watt)
60 - 20A dimmers
2 - 20A non-dim

Catwalk #6 SL:

Lower Rail: 11 - 10 Degree ETC Source Four (5 at 575 watt, 6 at 750 watt)
Upper Rail: 3 - 5 Degree ETC Source Four, 575 watt
2 - ETC Halcyon Platinum Ultra-Bright Moving Lights
12 - 20A dimmers
1 - 20A non-dim

Catwalk #6 SR:

Lower Rail: 11 - 10 Degree ETC Source Four (5 at 575 watt, 6 at 750 watt)
Upper Rail: 3 - 5 Degree ETC Source Four, 575 watt
2 - ETC Halcyon Platinum Ultra-Bright Moving Lights
12 - 20A dimmers
1 - 20A non-dim

Spotlight Gondola:

8 - 10 Degree ETC Source Four, 575 watt
16 - 20A dimmers
4 - 20A non-dim

Balcony Rails

First Balcony Rail:

- 24 - 19 Degree ETC Source Four, 750 watt
- 24 - 20A dimmers
- 2 - 20A non-dim
- 1 - 50A 125v dimmer, 1 - 50A 125v non-dim

Second Balcony Rail:

- 30 - 14 Degree ETC Source Four, 750 watt
- 30 - 20A dimmers
- 2 - 20 non-dim

Terrace Seating Rail (each side):

- 4 - 26 Degree ETC Source Four, 575 watt (two as curtain warmers)
- 4 - 20A dimmers

Box Booms (Sidewall Coves – SL/SR are mirrored)

Box Boom #1 (limited sightlines to stage):

- 3 - 36 Degree ETC Source Four, 575 watt
- 3 - 26 Degree ETC Source Four, 575 watt (work in pairs with 36 Degree fixtures)
- 1 - 36 Degree Ovation E3
- 1 - 26 Degree Ovation E3
- 6 - 19 Degree, ETC Source Four, 575 watt
- 16 - 20A dimmers
- 1 - 20A non-dim

Box Boom #2 (limited sightlines to stage):

- 2 - 36 Degree ETC Source Four, 575 watt
- 12 - 26 Degree ETC Source Four, 575 watt (work in pairs with 36 Degree fixtures)
- 1 - 36 Degree Ovation E3
- 1 - 26 Degree Ovation E3
- 2 - Wildfire LT-400 UV Emitters
- 12 - 20A dimmers

Box Boom #3:

- 24 - 15/30 Degree Zoom, ETC Source Four, 750 watt
- 24 - 20A dimmers
- 4 - 20A non-dim

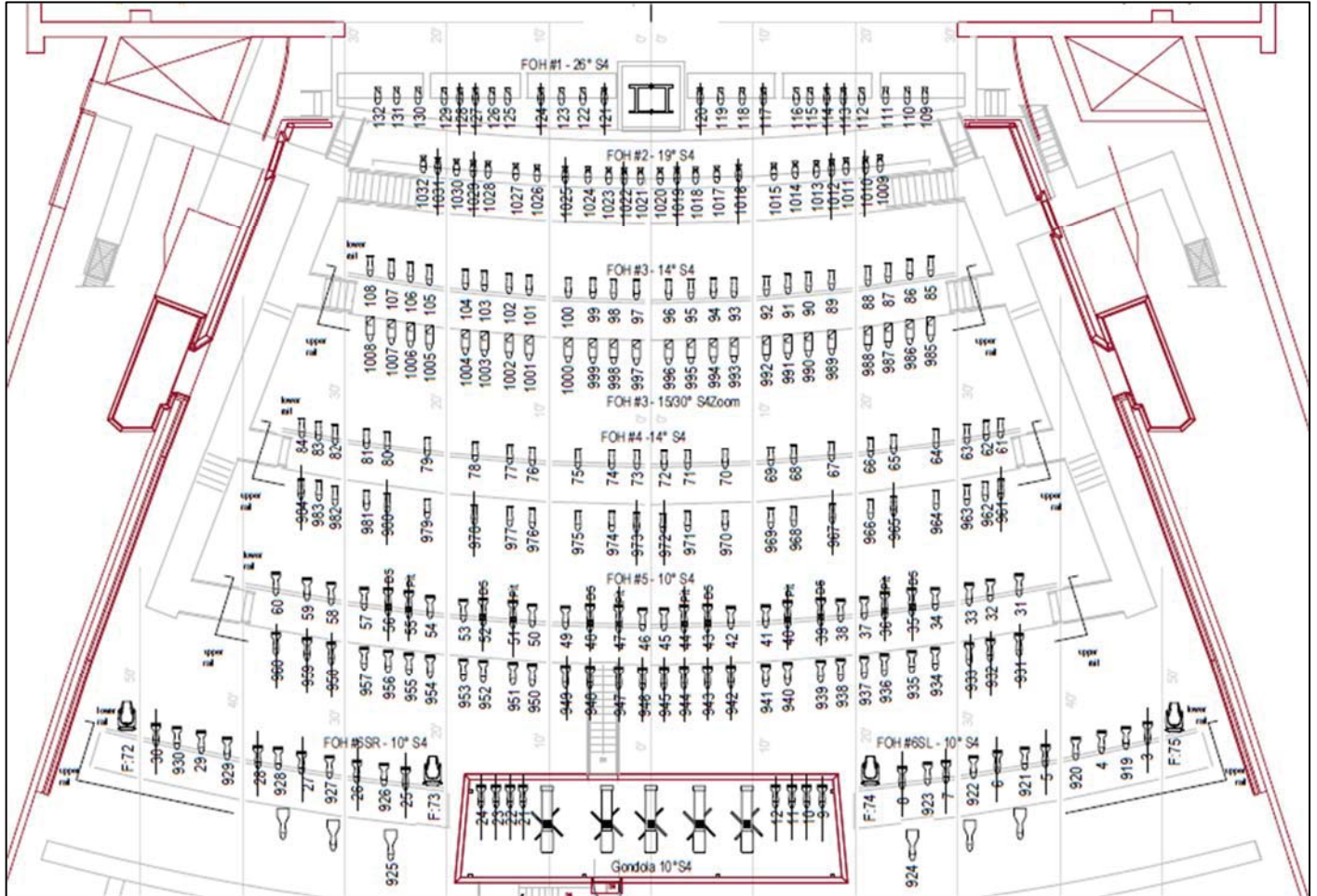
Box Boom #4:

- 18 - 19 Degree ETC Source Four, 575 watt (work in pairs)
- 1 - 10 Degree ETC Source Four, 575 watt
- 1 - ETC Halcyon Platinum Ultra-Bright Moving Light
- 13 - 20A dimmers

Follow Spots

Spot Gondola in FOH Ceiling, adjacent to Catwalk #6.

- 5 - Robert Juliat 'Merlin' 1515C, 2500 watt HMI follow spots (includes one spare)
- Power available for up to 6 follow spot positions
- 6 - NEMA L6-30, 30A 250V, and/or 4 - NEMA L6-20, 20A 250V



Front of House Catwalks

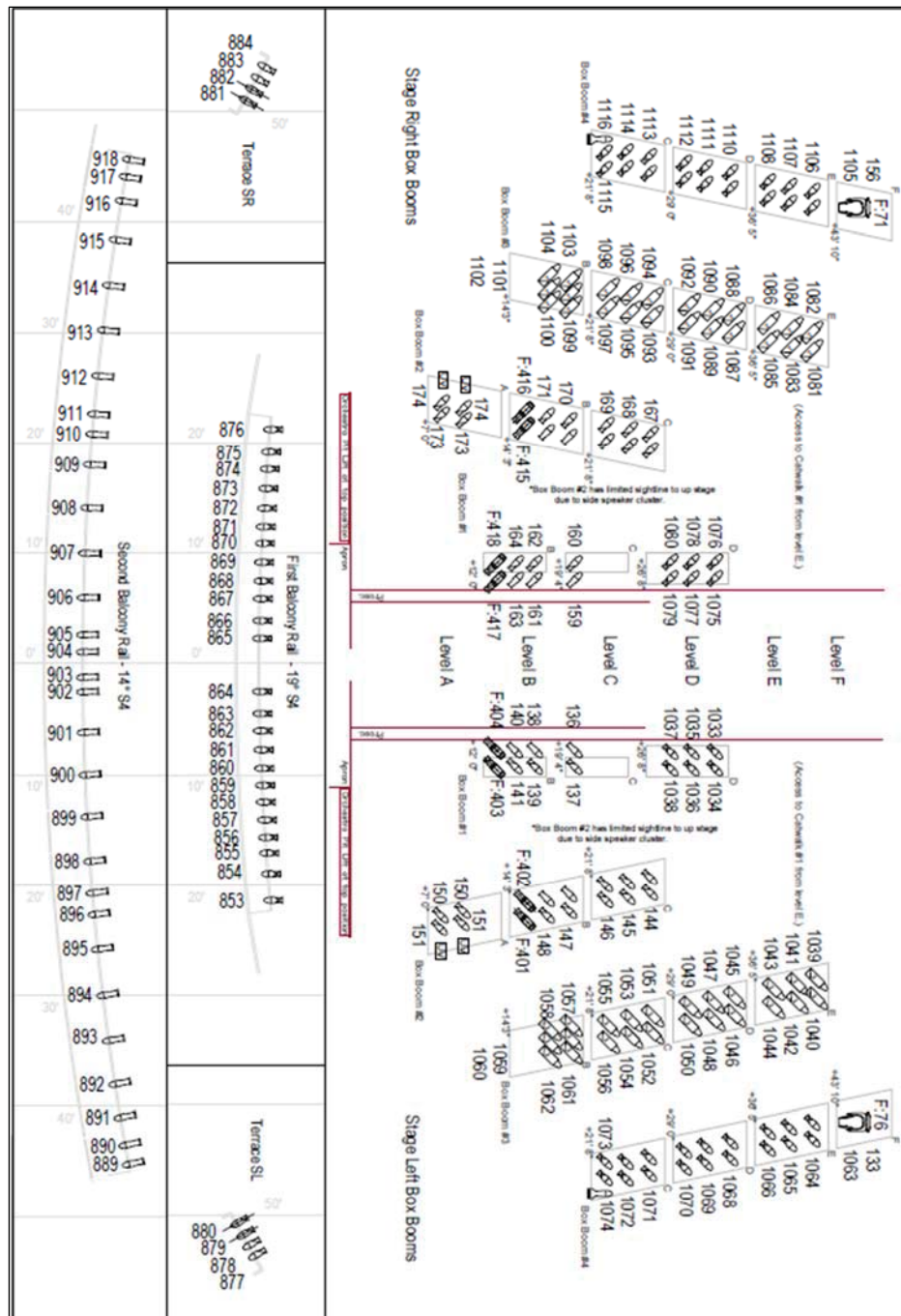
Fixtures used in the house hang are shown with a line through the symbol.

House hang fixtures are typically lamped at 575 watts.

Follow Spot House Colours

Frame #	Gel #	Description
1	R33	No Colour Pink
2	R34	Flesh Pink
3	R54	Special Lavender
4	L205	1/2 CTO
5	L202	1/2 CTB
6	R132	Quarter Hamburg Frost

Other colours are available for mounting.



Balcony Rails, Terrace Rails and Box Boom

Fixtures used in the house hang are shown with a line through the symbol.

House hang fixtures are typically lamped at 575 watts.

On Stage Positions

Electrics #1 (Lineset #7):

- 48 - 20A dimmers - single hanging pipe with a house hang comprised of:
 - 5 - Ayrton Eurus TC automated lighting fixture
 - 8 - 26 Degree ETC Source Four, 575 watt
 - 4 - 36 Degree ETC Source Four, 575 watt

Electrics #2 (Lineset #9):

- 48 - 20A dimmers - single hanging pipe with a house hang comprised of:
 - 28 - Wide Flood MCM PAR, ETC Source Four, 575w (borderlight consisting of red, blue, lav and amber)
 - 7 - Robin 800, Robe LED automated wash fixture

Electrics #3 (Lineset #19):

- 48 - 20A dimmers - single hanging pipe with a house hang comprised of:
 - 28 - Wide Flood MCM PAR ETC Source Four, 575w (borderlight consisting of red, blue, lav and amber)
 - 7 - Robin 800, Robe LED automated wash fixture

Electrics #4 (Lineset #30):

- 48 - 20A dimmers - single hanging pipe with a house hang comprised of:
 - 5 - Ayrton Eurus TC automated lighting fixture
 - 4 - 26 Degree ETC Source Four, 575 watt
 - 2 - 36 Degree ETC Source Four, 575 watt

Electrics #5 (Lineset #32)

- 24 - 20A dimmers (most circuits with two outlets) - single hanging pipe with a house hang comprised of:
 - 28 - Wide Flood MCM PAR, ETC Source Four, 575w (borderlight consisting of red, blue, lav and amber)
 - 7 - Robin 800, Robe LED automated wash fixture

Electrics #6 (Lineset #38)

- 22 - 20A dimmers; 2 - 20A non-dim - single hanging pipe with a house hang comprised of:
 - 12 - MFL PAR64, 1KW - no color
 - 5 - Ayrton Eurus TC automated lighting fixture

Electrics #6A (Lineset #45)

- 30 - 20A dimmers (circuits with two outlets)

Electrics #7 (Lineset #55)

- 12 - Color Force II 72 RGBA LED Cyclorama fixtures (lenses removed)

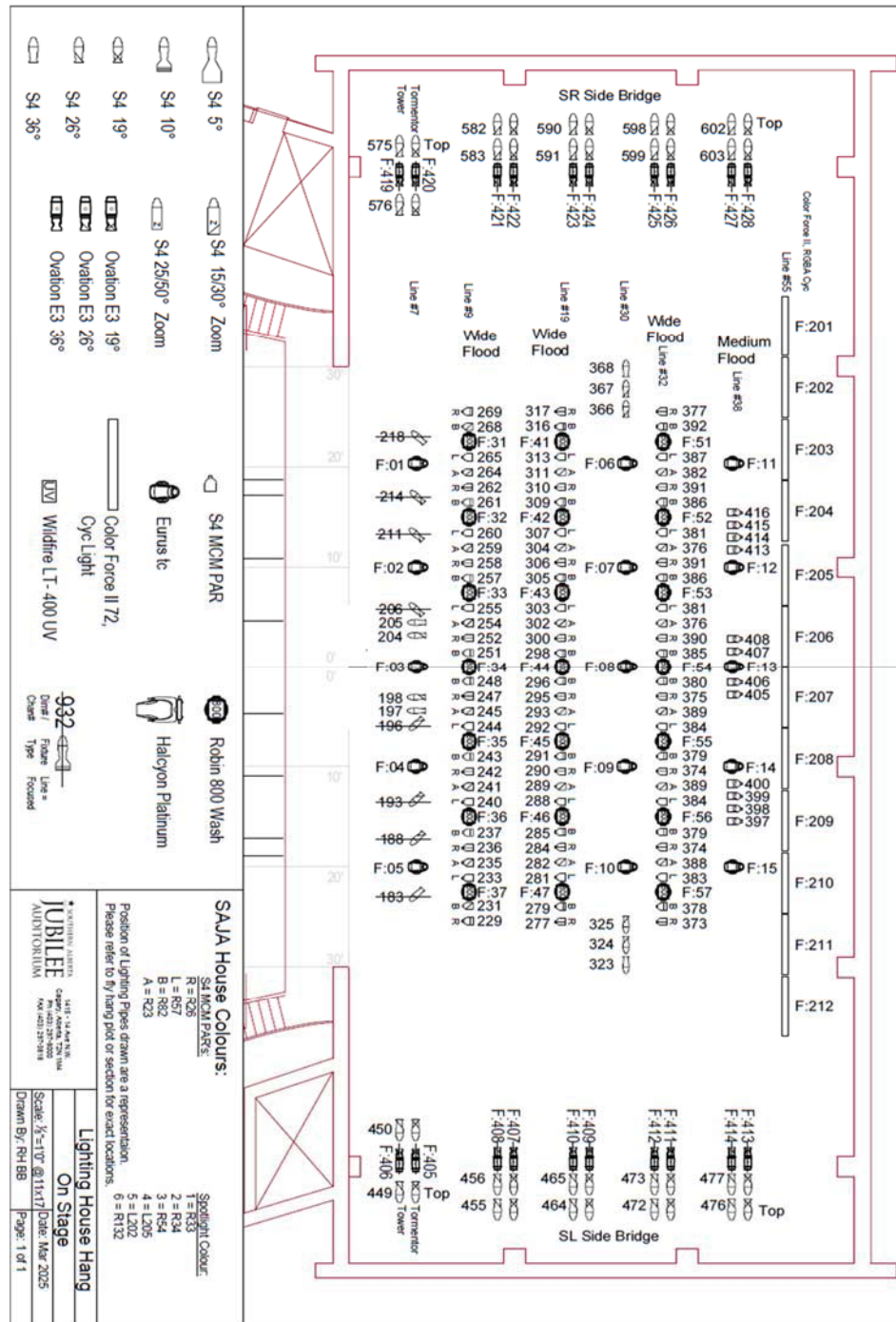
Side Bridges are controlled by chain motors and can be raised to a maximum clearance of 32' [9.75m].

- 8 - 26 Degree ETC Source Four, 575 watt
- 8 - 19 Degree ETC Source Four, 575 watt (work in pairs with 26 Degree)
- 4 - 26 Degree Ovation E3
- 4 - 19 Degree Ovation E3
- 2 - 50A dimmers
- 22 - 20A dimmers, two tails per circuit
- 10 - 6 circuit soca outlets (60 - 20A dimmers)
- 6 - 20A non-dim

Tormentor Lighting Positions (each, mirrored):

- 2 - 26 Degree ETC Source Four, 575 watt
- 2 - 19 Degree ETC Source Four, 575 watt (work in pairs with 26 Degree)
- 1 - 26 Degree Ovation E3
- 1 - 19 Degree Ovation E3
- 6 - 20A dimmers

The Venue, The Possibilities



Floor Pockets

Eleven pockets, each with three 20 Amp dimmers and one 20 Amp non-dim (total 44) on main stage

Four 50 Amp 125v dimmer

Four pockets, each with three 20 Amp dimmers and one 20 Amp non-dim (total 16) on orchestra pit

Additional Lighting Equipment

These instruments are in addition to the house hang and are kept in storage. These fixtures, plus the 'on stage position' fixtures are available to augment or replace the house hang. A house hang restore is required during the event's load out.

Fixtures

70	19 Degree, ETC Source Four, 575 watt
83	26 Degree, ETC Source Four, 575 watt
52	36 Degree, ETC Source Four, 575 watt
12	50 Degree, ETC Source Four, 575 watt
2	90 Degree, ETC Source Four, 575 watt
24	25/50 Zoom, ETC Source Four, 575 watt
5	15/30 Zoom, ETC Source Four, 750 watt
1	19 Degree Ovation E3
1	26 Degree Ovation E3
3	10 Degree, ETC Source Four, Lens Tube
6	19 Degree, ETC Source Four, Lens Tube
13	26 Degree, ETC Source Four, Lens Tube
12	36 Degree, ETC Source Four, Lens Tube
4	70 Degree, ETC Source Four, Lens Tube
12	Pallas Four Ground row units, 1 KW each colour, 4 colours in each unit
12	Iris 4, Ianiro, Cyc Light units, 1 KW each colour, 4 colours in each unit
32	8" Fresnel, Strand, 2 KW (barn doors available)
6	6" Fresnel, Strand Fresnellite, 1 KW
4	Pepper Fresnel, 200 watt
48	MCM PAR, ETC Source Four, 575 watt with lens kit
	- Wide, Medium, Narrow, and Very Narrow lenses available.
22	PAR64 Par Cans - 1000 W - 3200 K.
	- Wide, Medium, Narrow, and Very Narrow bulbs available.
9	Robin 800, Robe, LED automated wash fixture
10	Ayrton Eurys TC automated lighting fixture
3	ETC Halcyon Platinum Ultra Bright automated lighting fixture
22	Color Force II 48 RGBA LED cyc/wash fixture (mode 9) (typically ground row)
6	Nexus 4x4 LED Blinders

Hazers

2	MDG ATMe Hazers
2	Look Unique 2 Hazers

Accessories

Drop-in iris kits for Source Fours

Metal Gobo Holders: 190 Source Four 'A' size; 12 Source Four 'B' Size

- Contact facility if using glass gobos. Must be 'B' size.

Colour media stocked: ROSCOLUX